



Diary Dates

29 January 2018

First Day of Term 1

7 February 2018

Acquaintance Night

19 February 2018

Pupil Free Day

26 February 2018 7pm

RAN Volunteer Training

26 & 27 February 2018

Years 4 & 5 Surf Education

12 March 2018

Adelaide Cup Public Holiday

23 March 2018

Sports Day

30 March 2018

Good Friday

1 April 2018

Easter Monday

Get this information directly to your phone or tablet with the Crafers Primary School Skoolbag App.

Dear Families,

On behalf of staff I'd like to welcome all families to the 2018 year at Crafers Primary. We are looking forward to a very productive year of new learning and exciting experiences.

I'd also like to say a special welcome to our two new staff members Hannah Waltrovitz and Matthew Summerton.

Unfortunately for Crafers Primary, Amanda McGrath will not be on staff in 2018 as she has been appointed to the school within the Adelaide Children's Hospital. I know that she will be sadly missed by teachers and students but we wish her well in her new position.

This is some information for all families.

Hoping it is very successful year for the school community.

Chris Minear PRINCIPAL



Teachers, Year Levels and Room Numbers for 2018

Room	Year Level/Subject	Teacher
1	6/7	Hannah Waltrovitz (Term 1) Kate Barrie (Term 2-4)
2	5	Adam Menzell (Term1-2) Paula Nation (Term 3-4)
3	7	Matthew Summerton
4	1/2	Kit Wong (Mon-Thurs) Hayley Philips (Fri)
5	1	Kathy Smith
6	Reception	Pam Shepherd
8	3/4	Kim Atkinson
9	3	Caroline Zada
10	2	Felicity Harrison
11	4/5	Petra Dunaiski
12	4	Lynette Kaeding (Mon-Thurs) Elke Lobenstock (Fri)
13	6	Tracey Barnes & John Nielsen
Library	Indonesian	Lyndal Chittleborough
Library	Design and Technology	Elke Lobenstock
Ruth Beare Hall	Performing Arts	Sue Mc Allister
Gym	Physical Education	Victoria Gaetjens

Support Staff

Role	Person
Finance	Megan Hider
Administration Officers	Carol Chataway (mornings) Sophie Calvert -Smith (afternoons)
Student Support Officers	Joan Ng, Siobhan Brumfield, Wendy Geraghty, Jenny Longmire
Library Assistant	Christine Cavaiuolo
Instrumental Music and SAPSASA support person	Christine Cavaiuolo
Grounds person	Nick Kerley





OSHC Staff

Role	Person
OSHC Director	Rosie Jarvis
OSHC Assistant Director	Kathryn Nielsen
OSHC Support Worker	Christina Quine
OSHC Finance Officer	Irene Condon

Acquaintance Night

Acquaintance Night will be held on Wednesday 7 February, Week 2. As in previous years this night provides parents with an opportunity to meet your child's teacher. More information will be sent out in the coming week.

Canteen

The Governing Council is continuing to look at viable options for the canteen. It is hoped that a service will resume shortly.

Kiss and Drop Zone Rules

The Kiss and Drop Zone is the safest place for students to be picked up.

These rules help ensure that it stays safe.

Please ensure that grandparents and others who regularly collect your children from the Kiss and Drop Zone are familiar with these rules.

1. Never park and leave your car in the Kiss and Drop Zone
2. Drive to the far end of the Kiss and Drop Zone
3. Remember if your child is not waiting at the appropriate place, please drive around
4. Do not pick up year 7 students from the year 7 bench
5. Children should enter cars from the curb side and not the middle of the street
6. Parents who park their car must escort their child across the road.
7. Do not walk through the staff carpark.

The parking area is often busy with cars and people. Please drive with utmost caution and adhere to the speed limit of 5 kph.

We would also encourage parents of younger children who are beginning to do kiss and drop for the first time to wait for the traffic to quieten and then practice with your child.

On rainy wet days parents are encouraged to park and pick up children from their classroom from 3.00 – 3.20pm to reduce the traffic and numbers of students waiting at the front gate.





Materials and Services Charge

In the next few weeks families will receive the invoice for Material and Services and any outstanding monies. It is our school policy that this is paid during term 1 or families enter a planned payment process negotiated with the Finance Officer.

The fees for 2018 are \$371.00 per child.

Transfer Online

Crafers Primary School uses the Commonwealth Bank for all deposits by families for fees and family accounts.

Please use your family code as shown on your 2018 fee invoice as a reference when depositing monies via online banking. This helps apply the money to the correct family.

Commonwealth Bank Details

Crafers Primary School Council Inc – Consolidated

BSB: 065-144

Account: 10234369

EFTPOS

The front office has EFTPOS facilities available. Please see Megan in the front office to use this facility or alternatively you can also call and make a credit card payment over the phone on 8339 1073.

Centrepay

Centrepay is a free direct bill-paying service offered to customers receiving payments from Centrelink. This can be organised via Centrelink Online Services, completing the CentryPay the *Easy Way to Pay Your Bills* form (SA325). This service allows families to have a regular amount deducted from their Centrelink payment. Crafers Primary School Reference Number is 555 101 8485. Forms are also available at the front office. If lodging with the school, please return completed forms to Megan Hider in the front office.

Direct Debit

This free service is available for families to enable regular instalments be paid towards their school fees from their chosen account. Frequency and amounts are selected by the parent to make budgeting easy. Forms are available at the front office. Please see Megan.





School Card

School Card is a government payment to support families who are eligible, with school fee costs. There have been changes to eligibility criteria. The school will be given information in the near future which will be forwarded to the community.

If you have any questions, please see Megan Hider (Finance Officer) or Chris Minear (Principal) for a confidential discussion.

The schools Fees Policy is available online <http://www.craferps.sa.edu.au/wp-content/uploads/2017/07/Crafer-Primary-School-Payments-Policy-2017.pdf>

Pupil Free Day

The Governing Council has approved a Pupil Free Day for 19 February 2018.

If you require OSHC for the day please contact Rosie on:

Email: dl.0107.oshc@schools.sa.edu.au

Mobile: 0413 483 731

Bookings close on Monday 12 February.

10 children need to be booked in for the OSHC service to open.



School Community Kindness Award

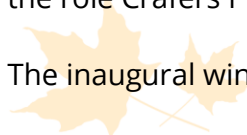
As term four ended the year seven students and their parents attended the graduation ceremony. It was a ceremony when the first Crafers School Community Award for Kindness, Compassion and Empathy was awarded.

This award is designed to recognise a Year 7 student who has, throughout their time at Crafers Primary School shown an outstanding level of kindness, empathy and compassion towards others. It recognises and promotes the core values of the school as a caring community and a safe, supportive and inspiring place of learning for students from all backgrounds and walks of life.

Nominations for the award were made by staff.

The winner of the award received a \$100 book voucher from Matilda Books in Stirling. I'd like to thank the George/Smids family for their generous donation who initiated the award in recognition of the role Crafers Primary School and its caring community has played in the lives of their children.

The inaugural winner was Jessica Coronos.





School Communications

This year at Crafers Primary School we will use Skoolbag for all administrative school communications. Seesaw will continue to be used for classroom communications.

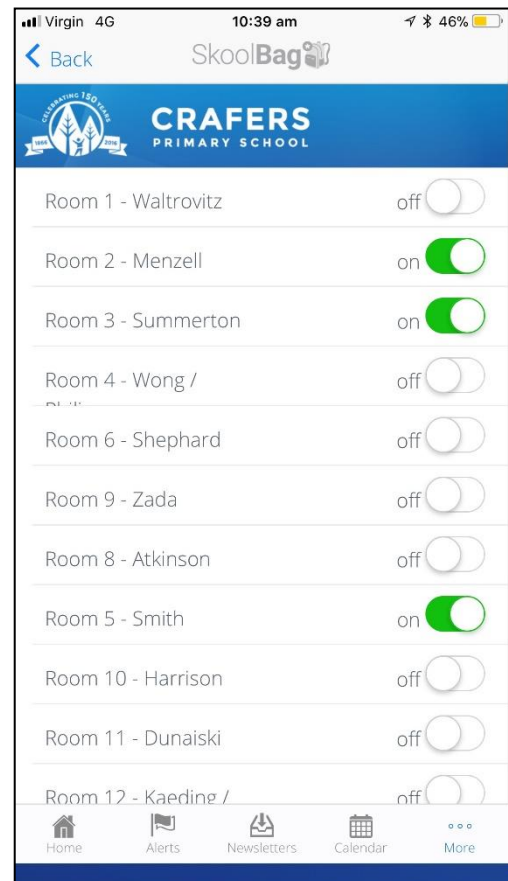
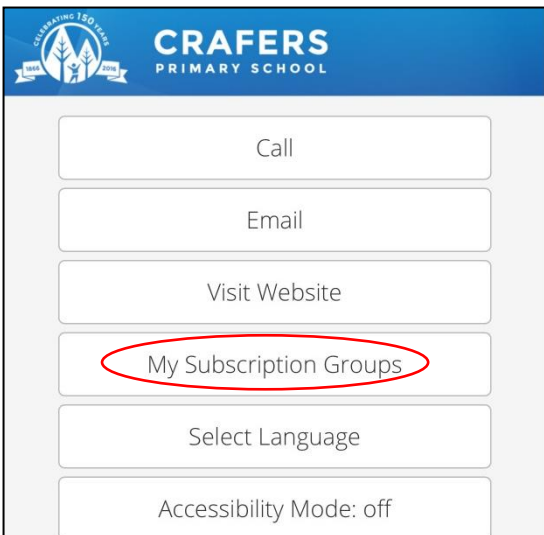
Skoolbag eforms were trialled in 2017, rather than printed notes being sent home. This trial showed a general acceptance and ease of use for completing excursion forms electronically, where possible. We will expand the use of Skoolbag eforms this year.

If you require any assistance installing or using Skoolbag please see Carol or Sophie in the front office.

Skoolbag reminder: at the beginning of each year you will need to change your subscription groups in the Skoolbag app. Select the 'More' button in the bottom right hand corner of the app.



Then select 'My Subscription Groups' and choose the class that your child/ren are in.



Uniform Shop Opening Hours

The uniform shop opening hours have changed and are:

Mondays – 8:30 – 9:15am

Fridays – 8:30 – 9:15am



Bushfire Information



During the first two weeks of school, students, teachers and other school personnel will be involved in bush fire drills. Bushfire drills are important in giving students and staff clear understandings of what procedures need to be followed in case of a bush fire. For the reception children this can be a little frightening, but they are assured of their safety and that it is a practice. The following is a summary of the Bushfire Action Plan, which you might like to discuss with your child.

Bushfire Action Plan 2018

Catastrophic Fire Day:

On days declared as Catastrophic the school will be closed.

Notification of a Catastrophic fire day will occur via:

- Skoolbag
- Text
- Media outlets.

On these days there will be no one at school.

Days of Total Fire Ban:

On days of total fire ban the school will put into action its Bushfire Action Plan. There are three phases to this plan:

1. Declaration of a Total Fire Ban Day
2. Fire in the local district
3. Fire in the immediate vicinity

On days of Total Fire Ban all members of staff will park their cars on the oval. Students will be reminded of the Fire Ban Procedures. Members of staff will check equipment and that sprinklers are working. The radio will be tuned to 891 and the CFS website monitored for updates.


All excursions will be cancelled on these days.

If a fire is in the local district all students will prepare for an evacuation to the Bushfire Refuge located on the bottom floor of Building 2. This will include having bags packed, a toilet stop and water bottles filled.

If the school is threatened by fire, all students, members of staff and other personnel on the campus will evacuate to the refuge. The fire warden will activate sprinklers. Everyone who evacuates to the refuge will remain there until the fire front has passed.

When safe to do so, students can be collected by parents or designated adults from the refuge. Adults collecting children will park on the oval gaining access through the gate on Piccadilly Road. Collection of children will be from building 2, remembering that children can only be released to the adult designated on the bushfire pick-up list.

If you need to change the adults picking up your child/ren please inform Carol at the front office.





How To Install Skoolbag On Your Smartphone

For iPhone and iPad users:


1. Click the "App Store" icon on your Apple device.
2. Type your school name in the search, using suburb name will help.
3. You will see your school appear, click "Get" then "install".
4. The app is FREE to download.
5. When installed click "Open"
6. Select "OK" to receive push notifications, when asked.
7. Click the "More" button on the bottom right of the App, then "Setup".
8. Toggle on the Push Categories that are applicable for you by tapping the on/off switch.



For Android users:

You must first have signed up with a Google Account before installing the app.

1. Click the "Play Store" button on your Android Device
2. Click the magnifying glass icon at the top and type in your school name, using suburb name will help.
3. Click the school name when it appears in the search.
4. Click the "Install" button.
5. Click "Accept" for various permissions (please note, we do not modify any of your personal data on your device).
6. Click "Open" when installed.
7. Click the "More" button on the bottom right of the App, then "Setup".
8. Toggle on the Push Categories that are applicable for you by tapping the on/off switch.



Please Note: Some brands of Android phones need the setting in "Notification Manager" changed to "Allow" instead of "Notify" in order for the push notifications to work. The phone must also be running at least version 4 system software to run the app.

For Windows 8.1 Phone and Windows 8.1 or 10 device users:

1. Go to the Windows Store on your 8.1 Windows Phone or Windows 8.1/10 Device
2. Search for "Skoolbag" in the keyword app search
3. Install the Skoolbag app
4. Find your school either by using the keyword search or location service.
5. Click the "Pin" icon to pin the school tile to your Windows Phone home screen.
6. Click the "More" button on the bottom right of the App, then "Setup"
7. Toggle the Push Categories that are applicable to you by tapping the on/off switch.

Please Note: The Skoolbag Windows App is for 8.1 version Windows Phones, or Windows 8.1 and 10 devices.

